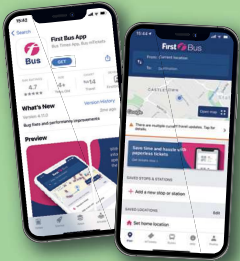


how to activate your ticket

buy your mTicket direct from college

The college can help most students with the costs of travel. Visit the college website or speak to the Student Services Teams at college.

1 download & log in

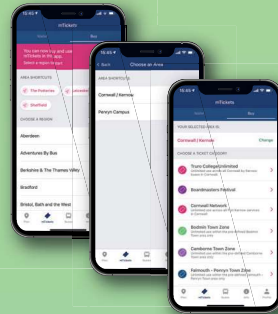


search **First Bus** in your app store and download our app



tap **mTickets** and log in - you'll need to create an account if it's the first time you've used the app

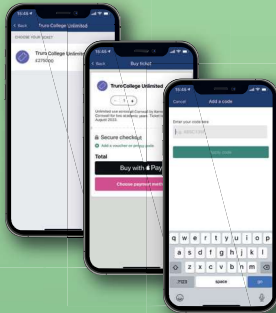
2 choose your ticket



tap **buy** then select the region by tapping

Cornwall/Kernow > and select the ticket **Truro and Penwith College Unlimited**

3 enter your ticket code



enter the ticket code given to you by the college by tapping

+ Add a voucher or promo code

the code can only be used once for a Truro and Penwith College Unlimited ticket

4 your ticket is ready



tickets you have paid for are **stored in your wallet**

you can access them by tapping **mTickets** then the **wallet** tab at the top of the screen

choose the ticket you want to use by tapping it

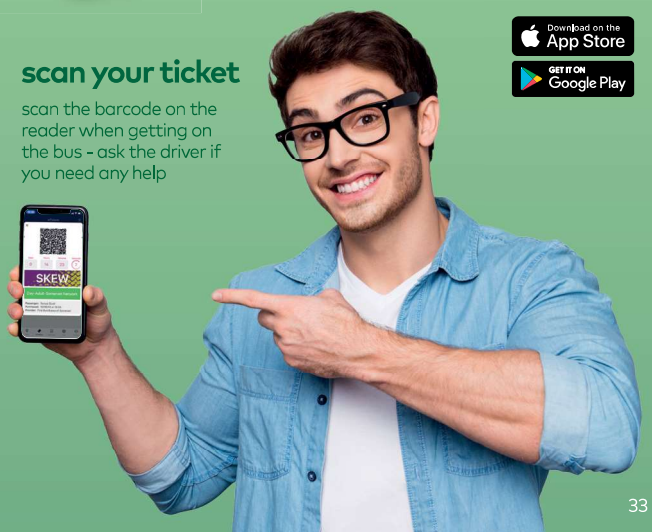
5 activate your ticket



tap **activate** to use your ticket for the first time - it will be valid straight away

6 scan your ticket

scan the barcode on the reader when getting on the bus - ask the driver if you need any help



save money!
get your mTicket direct from college