

















# CONNECTING TO THE COLLEGE WIFI

You need a college username and password to connect to the college WiFi.

## ANDROID ( INCLUDING CHROMEBOOKS )

-  Go to **Settings > WiFi**
-  Select **eduroam** or **CollegeWireless**
-  EAP Method = **PEAP**
-  Phase 2 Authentication = **MSCHAPV2**
-  CA Certificate = **Use System Certificates**
-  Domain = **truro-penwith.ac.uk**
-  Identity = **[username]@truro-penwith.ac.uk**
-  Anonymous Identity **must be blank**
-  Password = **your college password**
-  **Save/Join/Connect**

## APPLE

-  Go to **Settings > WiFi**
-  Select **eduroam** or **CollegeWireless**
-  Identity = **[username]@truro-penwith.ac.uk**
-  Password = **your college password**
-  **Join**
-  **Trust certificate**

For IT support & training,  
please submit a Support Request  
via the Intranet or visit the IT Services team  
in A001 (Truro) or P117 (Penwith).