


Access your RideTandem Bus Pass

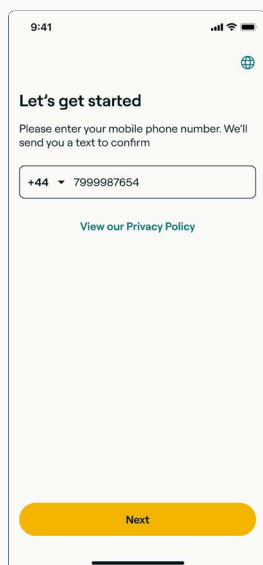
Step 1: Download the App

Please download the **RideTandem Rider** app from the **Apple App Store** or **Google Play**

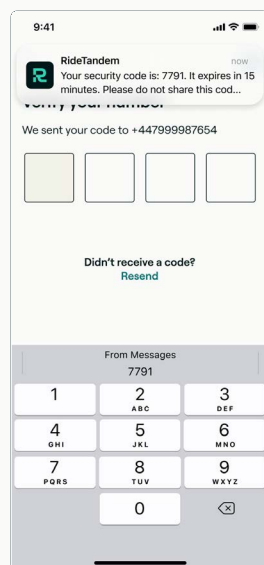
Step 2: Log in to your account

Once your pass has been processed by RideTandem you will be able to access your ticket on the app

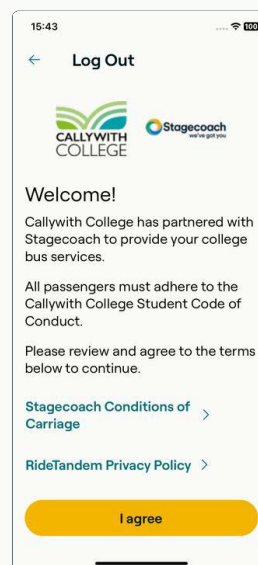
 **Note:** Truro & Penwith College students will use Callywith College link services



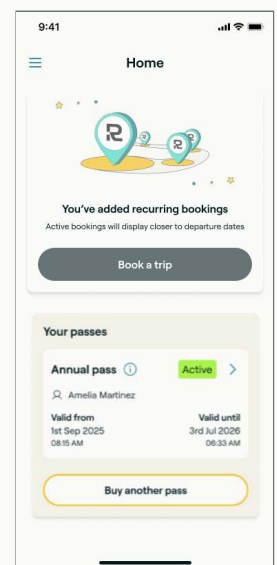
Add your mobile number,
you'll receive a verification
code



Tap in or paste the
verification code

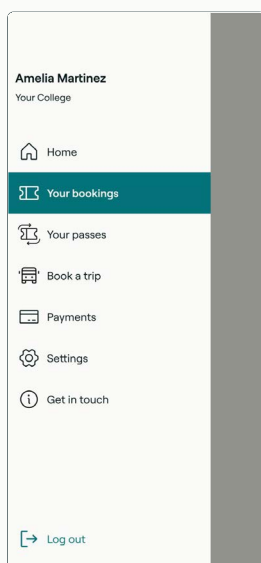


Please review and accept
the terms

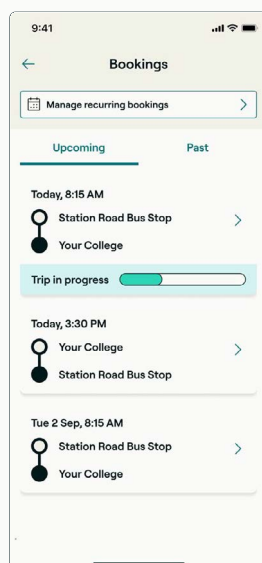


You'll be able to see your
active pass from the Home
screen

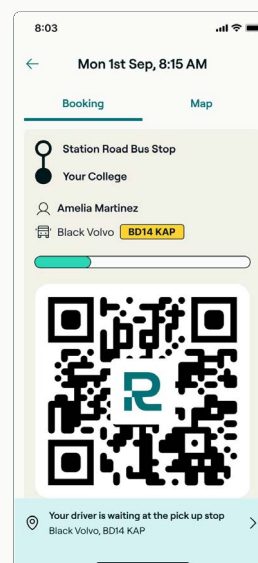
Step 3: View your bookings and use your pass



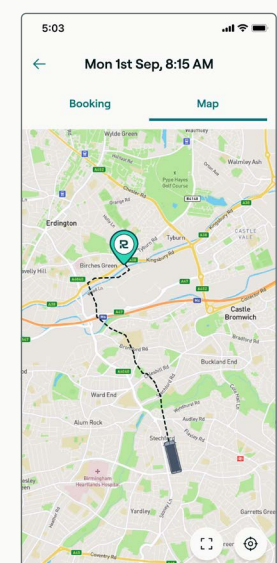
From 1 September, access
your bookings via the Menu



Tap your Upcoming
booking...



... to access your QR code
for the driver to scan on
boarding



You can track your assigned
vehicle's progress from the
Map